


Hydraulic Diagnostic Device

HD 01





OPTIONAL: Connection option for an additional sensor. (Sensor not included)



①	Sensor block
②	Pressure sensor
③	Flow sensor
④	Temperature sensor
⑤	HD 01 device
⑥	Display (measurement value)
⑦	Keyboard
⑧	USB stick

Contents

1.

Safety precautions

4

2.

Intended use

5

3.

Recharge device

5

4.

Functions and buttons

5

5.

Menu overview

6

6.

Technical Data, specifications

8

7.

Maintenance and storage

8

8.

Delivery content

8

1. Safety precautions



- Safe operation with the device is only possible if you read the operating instructions and the safety instructions completely and follow them strictly. Keep the operating instructions for future reference, or pass them on to potential future owners.



- Please check the housing for visible damage before each use. If visible damage occurs, the device must not be used.
- Do not expose the device to extreme temperatures, direct sunlight, extreme humidity or moisture.



- There must be no technical changes to the device.
- The device may only be cleaned with a damp cloth. Do not use abrasives or cleaning agents containing solvents.
- Furthermore, this measuring instrument must not be used if the ambient conditions (temperature, humidity, etc.) are outside the limits specified in the specifications.
- The measuring instrument must not be used in an explosive atmosphere.
- The limit values for the measured variables specified in the specification must not be exceeded under any circumstances.
- Failure to comply with these safety notes may result in damage to the unit and injuries to the operator.



- The device may only be charged with the supplied charger.
- Do not use the charger in a very humid environment.
- Always connect the charger to the correct mains voltage.
- Do not use the charger if it is visibly damaged. Do not attempt to repair the charger yourself.

2. Intended use

For measuring pressure, temperature and flow in hydraulic systems!

- For hydraulic systems
- The calibrated flow sensors guarantee a high accuracy of the measurements
- Display:
 - pressure in bar/psi
 - temperature in °C/°F
 - flow in l/min
- Simple handling, menu-driven via keyboard
- USB interface for storing the measured data onto a USB stick

3. Recharge device




The device is equipped with a rechargeable battery which may only be charged with the supplied charger. Fully charge the battery before its first use.



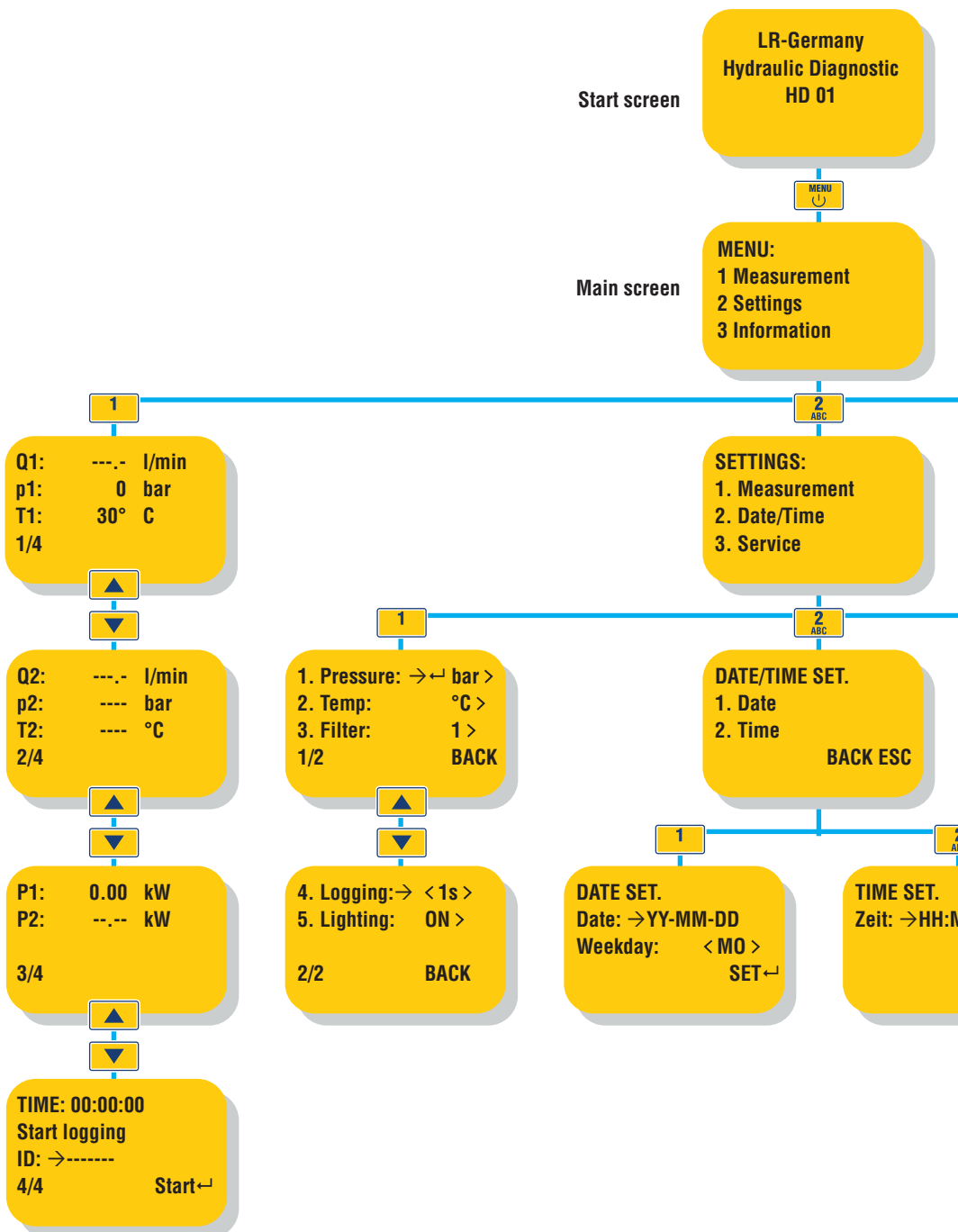
DANGER!

**Using a different charger may damage the device or damage the batteries.
There is a risk of fire and explosion!**

4. Functions and buttons

Button	Definition	Function
	MENU ON/OFF	Short key press: menu Long key press: Switch the device on/off.
	Return Cancel	Leave menu / step back
	Enter	Confirmation of the selection of the entered values

5. Menu overview



One step back with:

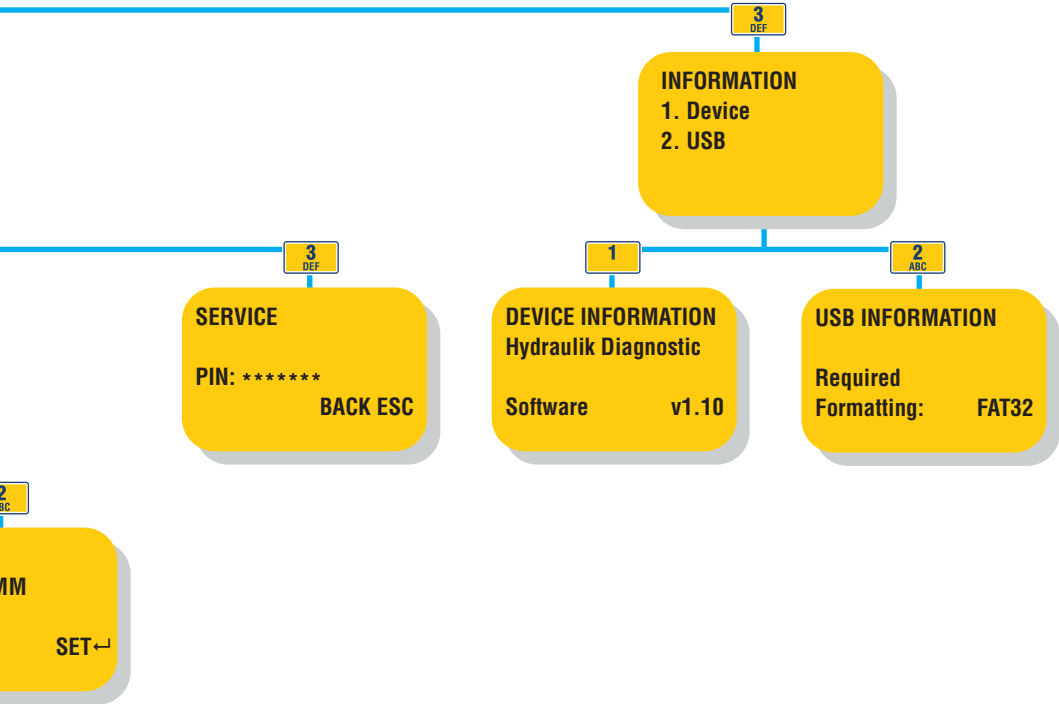


Confirm with:



Power OFF:

Long press



6. Technical Data, specifications

Battery type	2 x 18650 Li-Ion 8.4 V		
Charger	Mascot 3743 LI 13 W		
Max. charge current	1.5 A		
Version	HD 01_Set_01	HD 01_Set_02	HD 01_Set_03
Flow	7,5...75 l/min	15...300 l/min	40...600 l/min
Pressure	250 bar	400 bar	400 bar
Temperature	0...125 °C	0...125 °C	0...125 °C
Connection sensor block	G1/2"	G 1 1/4"	G 1 1/2"
Fluid temperature	-40...+120 °C		
Operating temperature	-10...+50 °C		
Rel. humidity	< 85 % without condensation		
Storage temperature	- 20...+60 °C		
Measurement accuracy	Pressure (P) ± 0.5 % FS / Flow (Q) ± 2.0 % of m.v. / Temperature (T) ± 2.0 % FS		

7. Maintenance and storage

Only clean the device with a dry, soft cloth. Be careful when cleaning in order to avoid scratching. In case of heavy soiling, the cleaning cloth can be moistened slightly with water. No moisture is allowed to ingress into the inside of the product. Do not use any cleaning agents or chemicals as this may damage the material.

Store your product in a dry, dust-proof environment. Avoid places with high temperatures and humidity or places which can become wet, even during maintenance and care..

Repairs must be carried out exclusively by the manufacturer.

Keep the original packaging to avoid damage during transportation.

8. Delivery content

1 Measurement device HD 01

1 Sensor block with: 1 Temperature sensor, 1 Flow sensor, 1 Pressure sensor

1 Charger

1 USB stick

Delivery in solid plastic case

Subject to technical alterations.

WWW.LEITENBERGER.COM

01/2020

07/2019/HD01-en/557046_2